

DATASHEET

LMR[®]-195 Cable

ProSoft Technology-supplied cables are designed to provide the lowest attenuation and are pre-cut and assembled with connectors at the factory to ensure ultimate reliability and customer satisfaction.

LMR[®]-195 Cables are ideal for jumper assemblies in wireless communication systems and short antenna feed runs.



Features	Benefits
Flexible	<ul style="list-style-type: none"> ◆ With a 1/2-inch minimum bend radius, the LMR[®]-195 cable is substantially more flexible than RG142 and very comparable to RG58.
Low Loss	<ul style="list-style-type: none"> ◆ LMR[®]-195 boasts lower loss than other RG58/RG142 type cables. ◆ Achieved through the use of high velocity gas-injected closed cell foam dielectric, and bonded aluminum tape outer conductor.
Weatherproof	<ul style="list-style-type: none"> ◆ UV-protected black polyethylene jacket makes the cables rugged and resistant to the full range of outdoor environments.
RF Shielding	<ul style="list-style-type: none"> ◆ Bonded aluminum tape outer conductor is overlapped to provide 100% coverage, resulting in .90 dB RF shielding (.180 dB crosstalk).
Phase Stability	<ul style="list-style-type: none"> ◆ The intimately bonded structure and foam dielectric of LMR[®] cables provide excellent phase stability over temperature and with bending. ◆ High velocity dielectric results in superior phase stability as compared with RG58 and RG142 solid dielectric cables.
Backed by ProSoft Technology [®]	<ul style="list-style-type: none"> ◆ Industrial data communications experts who understand your protocols, devices, and applications. ◆ Three year standard warranty.

Mechanical Specifications

Specification	Description
Minimum Bend Radius	0.5 inches (12.7 mm)
Bending Movement	0.2 ft lbs (0.27 N-m)
Weight	0.021 lb/ft (0.03 kg/m)
Tensile Strength	40 lbs (18.2 kg)
Flat Plate Crush	15 lb/inch (0.27 kg/mm)

Environmental Specifications

Specification	Description
Installation Temp Range	-40° / +185°F (-40° / +85°C)
Storage Temp Range	-94° / +185°F (-70° / +85°C)
Operating Temp Range	-40° / +185°F (-40° / +85°C)

Electrical Specifications

Specification	Description
Voltage Withstand	1000 VDC
Peak Power	2.5 kW
Jacket Spark	3000 VRMS

Attenuation (typical)

Frequency	dB/100 feet	dB/100 meters
900 MHz	11.1	36.5
2500 MHz	19.0	62.4
5800 MHz	29.9	98.1

Additional Products

ProSoft Technology® offers a full complement of hardware and software solutions for a wide variety of industrial communication platforms. Visit our website at www.prosoft-technology.com for a complete list of products. The following Cable Numbering chart shows a cable number example and how the numbering is defined.

Part Number	C19M10-30-002			
C	19M	10	30	002
Designator for Cable	Cable Type	First Connector	End Connector	Length
	LMR®-195	RA RP SMA Plug	RP SMA BH Jack	Measured in Feet

Connector Types

- RP = Reverse Polarity
- RA = Right Angle
- Jack = Threads on the outside
- BH = Bulkhead
- Plug = Threads on the inside
- SMA = SMA Type Connector
- N = N Type Connector

Connector Numbers

- 10 = RA RP-SMA Plug
- 11 = RA SMA Plug
- 20 = RP SMA Plug
- 30 = RP SMA BH Jack
- 40 = N Plug
- 50 = N Jack
- 60 = RA N Plug
- 80 = N Jack BH



Where Automation Connects™

Global Distribution

ProSoft Technology® products are distributed and supported worldwide through a network of over 500 distributors in over 50 countries. Our knowledgeable distributors are familiar with your application needs. For a complete list of distributors, go to our web site at:

www.prosoft-technology.com

Global Support

We are there for you

All ProSoft Technology products are backed with free technical support. Contact our worldwide Technical Support team directly by phone or email.

Global Offices

We are where you are

ProSoft Technology has regional offices worldwide available to help you with all your industrial application needs. If you need help choosing a ProSoft Technology solution for your particular application check out our contact information under distributor sales on the web site at:

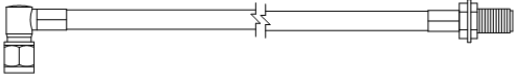
www.prosoft-technology.com

Whether your application is large or small, our technical professionals are there to help you choose the right communication solution.

Extension Cables

C19M10-30-0XX (RP-SMA Plug to RP-SMA Jack)

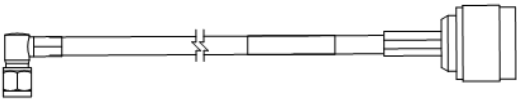
LMR®-195 Extension Cable with reverse polarity, right angle RP SMA male type connector on radio side and reverse polarity, SMA bulkhead connector on antenna side. It is used to remotely mount antennas with RP female connectors.



Conversion Cables

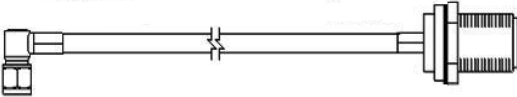
C19M10-40-0XX (RP-SMA Plug to N Plug)

LMR®-195 Conversion Cable with reverse-polarity, right angle RP SMA male type connector on radio side and standard N male plug connector on antenna side. It converts SMA connector type to N plug type and normally attaches to enclosure side bulkhead lightning protector.



C19M10-80-0XX (RP-SMA Plug to N Jack)

LMR®-195 Conversion Cable with reverse polarity, right angle SMA male type connector on radio side and standard N bulkhead connector on antenna side. It converts SMA connector type to N bulkhead and normally attaches to extension cable on outside of enclosure for indoor applications.



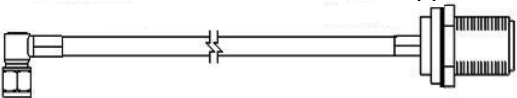
C19M11-40-0XX (SMA Plug to N Plug)

LMR®-195 Conversion Cable with a right angle SMA male type connector on radio side and standard N male plug connector on antenna side. It converts SMA connector type to N plug type and normally attaches to enclosure side bulkhead lightning protector.



C19M11-80-0XX (SMA Plug to N Jack)

LMR®-195 Conversion Cable with a right angle SMA male type connector on radio side and standard N bulkhead connector on antenna side. It converts SMA connector type to N bulkhead and normally attaches to extension cable on outside of enclosure for indoor applications.



Additional Products

ProSoft Technology® offers a full complement of hardware and software solutions for a wide variety of industrial communication platforms. For a complete list of products, visit our web site at: www.prosoft-technology.com

Ordering Information

To order this product, please use the following:

LMR®-195 Cable

To place an order, please contact your local ProSoft Technology distributor. For a list of ProSoft Technology distributors near you, go to: www.prosoft-technology.com and select *Where to Buy* from the menu.

Copyright © 2015 ProSoft Technology, Inc.
All Rights Reserved. 12/1/2015

Specifications subject to change without notice.